

R1630

REED INSTRUMENTS

Light Meter

SMART 
Series

**Instruction
Manual**



www.REEDInstruments.com

Find Quality Products Online at:

www.GlobalTestSupply.com

sales@GlobalTestSupply.com

Table of Contents

Introduction	3
Product Quality.....	3
Safety	3
FCC Statement.....	4
<i>FCC RF Exposure Statement</i>	4
IC Statement	5
<i>IC RF Exposure Statement</i>	5
Features.....	6
Included.....	6
Specifications	7-8
Instrument Description	9
Display Description	10
REED Smart Series App.....	11
Operating Instructions.....	12-13
<i>Power ON/OFF</i>	12
<i>Backlight</i>	12
<i>Establishing Bluetooth® Connection</i>	12
<i>Unit of Measure Selection</i>	12
<i>Taking Light Measurements</i>	13
<i>Enabling/Disabling Data Hold</i>	13
<i>Enabling/Disabling Auto Power OFF</i>	13
Battery Replacement.....	14
Applications.....	14
Accessories and Replacement Parts	14
Product Care	15
Product Warranty	16
Product Disposal and Recycling	16
Product Support.....	16

Introduction

Thank you for purchasing your REED R1630 Light Meter, Bluetooth® Smart Series. Please read the following instructions carefully before using your instrument. By following the steps outlined in this manual your meter will provide years of reliable service.

Product Quality

This product has been manufactured in an ISO9001 facility and has been calibrated during the manufacturing process to meet stated product specifications. If a certificate of calibration is required please contact the nearest authorized REED distributor or authorized Service Center. Please note an additional fee for this service will apply.

Safety

- Never attempt to repair or modify your instrument. Dismantling your product, other than for the purpose of replacing batteries, may cause damage that will not be covered under the manufacturer's warranty. Servicing should only be provided by an authorized service center.
- Magnetic field warning; please keep a minimum distance of 4 inches (10cm) between pacemaker and meter.

FCC Statement

This device complies with Part 15 of the FCC Rules. Operation is subject to the following two conditions:

1. This device may not cause harmful interference.
2. This device must accept any interference received, including interference that may cause undesired operation.

Note: This equipment has been tested and found to comply with the limits for a Class B digital device, pursuant to Part 15 of the FCC Rules. These limits are designed to provide reasonable protection against harmful interference in a residential installation. This equipment generates uses and can radiate radio frequency energy and, if not installed and used in accordance with the instructions, may cause harmful interference to radio communications. However, there is no guarantee that interference will not occur in a particular installation. If this equipment does cause harmful interference to radio or television reception, which can be determined by turning the equipment off and on, the user is encouraged to try to correct the interference by one of the following measures:

- Reorient or relocate the receiving antenna.
- Increase the separation between the equipment and receiver.
- Connect the equipment into an outlet on a circuit different from that to which the receiver is connected.
- Consult the dealer or an experienced radio/TV technician for help.

Warning: Any changes or modifications not expressly approved by the party responsible for compliance could void the user's authority to operate this equipment.

FCC RF Exposure Statement

This product complies with FCC portable RF exposure limit set forth for an uncontrolled environment and is safe for the intended operation as described in this manual.

IC statement

This device contains licence-exempt transmitter(s)/receiver(s) that comply with Innovation, Science and Economic Development Canada's licence-exempt RSS(s). Operation is subject to the following two conditions:

1. This device may not cause interference.
2. This device must accept any interference, including interference that may cause undesired operation of the device.

This Class B digital apparatus complies with Canadian ICES-003.
CAN ICES-003(B)/NMB-003(B)

IC RF Exposure Statement

This product complies with the Canadian portable RF exposure limit set forth for an uncontrolled environment and is safe for the intended operation as described in this manual.

Features

- Measures up to 100000Lux (9,290 Fc)
- Easy to operate, designed for one hand operation
- Integrated display provides flexibility for use without mobile device
- Magnetic backing allows instrument to be mounted to metallic surfaces
- Data Hold function
- Low battery indicator and auto shut off
- Tripod mount for long-term monitoring

When used with REED Smart Series App:

- Real-time data logger
- User selectable sampling rate from 1 to 120 seconds
- Bluetooth® 5.0 provides connectivity to instruments up to 246' (75m) away
- Connect, measure and datalog up to 6 instruments, simultaneously
- Easy setup with automatic app integration for compatible REED Smart Series instruments
- Export data via Excel or PDF and create custom reports that can be emailed from mobile device

Included

- Light Meter
- 4 x AAA Batteries

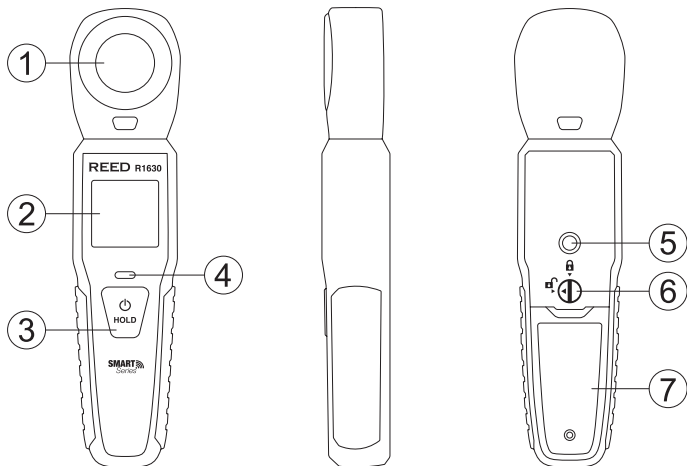
Specifications

Measuring Range:	Lux: 0 to 100000 Fc: 0 to 9290
Accuracy:	≤10000Lux (929Fc): ±(3.5% rdg.+ 10dgt) >10000Lux (929Fc): ±(5% rdg.+ 10dgt)
Resolution:	Lux: 0.1, 1, 10, 100 Fc: 0.1, 1, 10
Display:	Enhanced Black Twisted Nematic (EBTN) LCD
Display Size:	1.3" (34mm)
Backlit Display:	Yes
Data Hold:	Yes
Datalogging Capabilities:	Yes (with Smart Series App)
Real-Time Clock and Date Stamp:	Yes (with Smart Series App)
Customizable Sampling Rate:	Yes
Overrange Indicator:	Yes
Auto Shut-off:	Yes (adjustable)
Tripod Mountable:	Yes
Magnetic Backing:	Yes
Low Battery Indicator:	Yes
Power Supply:	4 x AAA Batteries
Battery Life:	Approx. 50 hours (sampling time dependent)
Connectivity:	Bluetooth® 5.0
Bluetooth® Range:	Up to 246' (75m)
Max # of Connected Devices:	6
Software:	REED Smart Series App (iOS and Android)
App Supported Languages:	English, French

continued...

Product Certifications:	CE, UKCA, FCC, IC ID
Maximum Operating Altitude:	6561' (2000m)
Operating Temperature:	-4 to 140°F (-20 to 60°C)
Storage Temperature:	-4 to 140°F (-20 to 60°C)
Operating Humidity Range:	10 to 90%
Storage Humidity Range:	10 to 90%
Dimensions:	6.9 x 1.5 x 1" (175 x 38 x 25mm)
Weight:	3.4oz (95g)

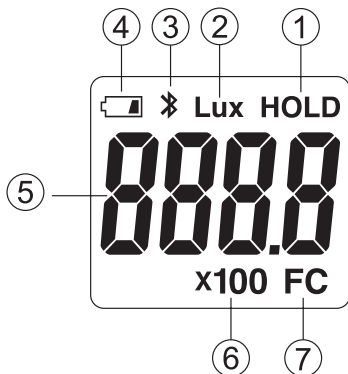
Instrument Description



1. Light Sensor
2. LCD Display
3. POWER/HOLD Button
4. Bluetooth® Status Indicator Light

5. Tripod Mounting Screw
6. Battery Cover Lock
7. Battery Cover

Display Description



1. Data Hold Indicator
2. Lux Unit of Measure
3. Bluetooth® Indicator
4. Low Battery Indicator
5. Measured Light Value
6. x100 Indicator
(Multiplies Reading)
7. Foot-Candle Unit of Measure

REED Smart Series App

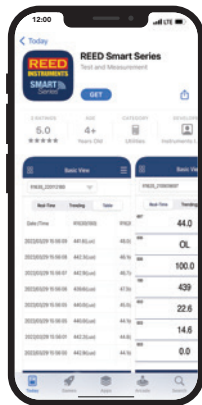
REED Smart Series instruments can be connected wirelessly to your smartphone or tablet. All measurement data is transmitted via Bluetooth® to the free REED Smart Series app. The app allows users to analyze data, generate reports and send information by email directly from a mobile device.

App Features:

- Bluetooth® 5.0 provides connectivity to instruments up to 246' (75m) away
- Connect, measure and datalog up to 6 instruments, simultaneously
- Easy setup with automatic app integration (Bluetooth® pairing not required)
- Measurement data is displayed as instrument readings, tables, or graphs
- Save data in PDF or Excel Format
- Create custom reports that can be saved on a mobile device or sent by email

To learn more and download the REED Smart Series App from the Google Playstore (Android) or Apple App Store (iOS), visit www.REEDInstruments.com/smartseries.

You can also search for the "REED Smart Series" app directly from your device.



Full specifications and Operating System compatibility can be found on the product page at www.REEDInstruments.com/r1630. If you have specific questions related to your application and/or questions related to software setup and functionality, please contact the nearest authorized distributor or Customer Service at info@reedinstruments.com or 1-877-849-2127.

Operating Instructions

Power ON/OFF

Turn the meter ON by holding down the POWER button for approximately 2 seconds. To turn the meter OFF, press and hold the POWER button for approximately 4 seconds.

Backlight

After powering the meter ON, the LCD Backlight will turn on automatically. In order to preserve battery power, the LCD will turn off after approximately 15 seconds. To turn the screen back on, press the POWER button.

Establishing Bluetooth® Connection

1. In order to establish Bluetooth® connection, the REED Smart Series App must be installed on your mobile device.
2. When the App is open and the meter is powered on, the meter will automatically attempt to establish connection with the App. Until the connection is established, the Bluetooth® status indicator light will flash blue.
3. When connection is successful the Bluetooth® status indicator remains blue and the the current readings are automatically displayed in the App.

REED Smart Series meters feature Bluetooth® 5.0 connectivity which does not require meters to be paired with the device.

If the App is open and the meter is powered on, a connection will automatically be established.

Unit of Measure Selection

LUX is the default unit of measure setting. When the meter is powered on, press and hold the POWER button for approx. 2 seconds to switch to foot candles (FC).

continued...

Taking Light Measurements

1. Turn the meter ON.
2. Hold the meter in hand, set it face-up on a table or desk, or mount it on a tripod in the area under test

For best results, allow the light to fully encompass the light sensor and reduce the angle at which the light strikes the sensor.

3. If the light measurement is high a "x10" or "x100" symbol will appear on the display. In these cases, multiply the measured value by 10 or 100 to obtain the correct measurement value.

Enabling/Disabling Data Hold

1. Press the **HOLD** button to freeze the current reading on the display.
2. Press the **HOLD** button again to resume normal operation.

Enabling/Disabling Auto Power OFF

To preserve battery life, the meter is programmed to turn itself off after 30 minutes of inactivity.

Note: The Auto Power OFF feature can be disabled through the App. (See REED Smart Series Software Guide located in the "Menu" section of the App for additional details.)

For additional information on App features including sampling rate setup, data logging, data analysis, export and report generation please see the REED Smart Series App Software Guide at www.REEDInstruments.com/smartseries

Battery Replacement

When the low battery icon appears on the LCD display, the batteries will need to be replaced. In order to replace the batteries, proceed with the following steps:

1. Turn off the meter.
2. Unlock the battery compartment located at the back of the meter.
3. Remove the battery cover.
4. Replace the 4 x AAA batteries.
5. Secure the battery cover and lock it in place.

Applications

- OSHA/CCOHS work environment compliance
- Cinematography and photography applications
- Museum exhibits
- Lighting system installation
- Environmental monitoring
- Interior design projects
- Industrial applications

Accessories and Replacement Parts

CA-52A Soft Carrying Case

R8888 Medium Hard Carrying Case

R1500 Tripod

Don't see your part listed here? For a complete list of all accessories and replacement parts visit your product page on www.REEDInstruments.com.

Product Care

To keep your instrument in good working order we recommend the following:

- Store your product in a clean, dry place.
- Change the battery as needed.
- If your instrument isn't being used for a period of one month or longer please remove the battery.
- Clean your product and accessories with biodegradable cleaner. Do not spray the cleaner directly on the instrument. Use on external parts only.

Product Warranty

REED Instruments guarantees this instrument to be free of defects in material or workmanship for a period of one (1) year from date of shipment. During the warranty period, REED Instruments will repair or replace, at no charge, products or parts of a product that proves to be defective because of improper material or workmanship, under normal use and maintenance. REED Instruments total liability is limited to repair or replacement of the product. REED Instruments shall not be liable for damages to goods, property, or persons due to improper use or through attempts to utilize the instrument under conditions which exceed the designed capabilities. In order to begin the warranty service process, please contact us by phone at 1-877-849-2127 or by email at info@reedinstruments.com to discuss the claim and determine the appropriate steps to process the warranty.

Product Disposal and Recycling



Please follow local laws and regulations when disposing or recycling your instrument. Your product contains electronic components and must be disposed of separately from standard waste products.

Product Support

If you have any questions on your product, please contact your authorized REED distributor or REED Instruments Customer Service by phone at 1-877-849-2127 or by email at info@reedinstruments.com.

Please visit www.REEDInstruments.com for the most up-to-date manuals, datasheets, product guides and software.

*Product specifications subject to change without notice.
All rights reserved. Any unauthorized copying or reproduction of this manual is strictly prohibited without prior written permission from REED Instruments.*

REED INSTRUMENTS



SMART
Series

- ✓ Vane Anemometer
- ✓ Thermo-Hygrometer
- ✓ Sound Level Meter
- ✓ Light Meter
- ✓ Thermocouple Thermometer

Connect wirelessly to your smartphone or tablet via the **REED Smart Series App**

- ✓ Bluetooth® 5.0 provides connectivity to instruments up to 246' (75m) away
- ✓ Analyze data and create custom reports that can be saved on a mobile device or sent by email



www.REEDInstruments.com/smartseries

REED INSTRUMENTS

TEST & MEASURE WITH CONFIDENCE



Over 200 portable test and
measurement instruments

Access our
Product Catalog



www.REEDInstruments.com

Find Quality Products Online at:

www.GlobalTestSupply.com

sales@GlobalTestSupply.com

REED INSTRUMENTS

TEMPERATURE
& HUMIDITY



SOUND



MOISTURE



AIR VELOCITY



ELECTRICAL



www.REEDInstruments.com

Find Quality Products Online at:

www.GlobalTestSupply.com

sales@GlobalTestSupply.com

