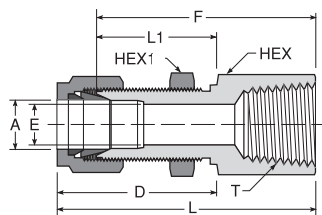



DSS

## BULKHEAD FEMALE NPT CONNECTOR

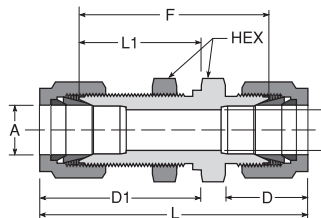


PART No.	A Tube OD	Hex Tube Nut	D	L1	T NPT	E Min Orifice	F	L OAL	Hex Body	Hex Panel Nut	Panel Hole Drill Size	Max Panel Thickness
DSS-2-2-*	1/8"	7/16"	1.23	0.97	1/8"	0.09	1.50	1.76	9/16"	1/2"	21/64"	0.50
DSS-4-2-*	1/4"	9/16"	1.32	1.03	1/8"	0.19	1.56	1.85	5/8"	5/8"	29/64"	0.40
DSS-4-4-*	1/4"	9/16"	1.32	1.03	1/4"	0.19	1.75	2.04	3/4"	5/8"	29/64"	0.40
DSS-6-4-*	3/8"	11/16"	1.45	1.16	1/4"	0.28	1.88	2.17	3/4"	3/4"	37/64"	0.44
DSS-6-6-*	3/8"	11/16"	1.45	1.16	3/8"	0.28	1.93	2.22	7/8"	3/4"	37/64"	0.44
DSS-6-8-*	3/8"	11/16"	1.45	1.16	1/2"	0.28	2.13	2.43	11/16"	3/4"	37/64"	0.44
DSS-8-6-*	1/2"	7/8"	1.65	1.25	3/8"	0.41	2.03	2.43	15/16"	15/16"	49/64"	0.50
DSS-8-8-*	1/2"	7/8"	1.65	1.25	1/2"	0.41	2.22	2.62	11/16"	15/16"	49/64"	0.50

\* Add Suffix "SS" for 316 Stainless Steel or "B" for Brass.

DSU

## BULKHEAD UNION



PART No.	A Tube OD	Hex Tube Nut	D1	L1	E Min Orifice	F	D	L OAL	Hex Body	Panel Hole Drill Size	Max Panel Thickness
DSU-2-*	1/8"	7/16"	1.23	0.97	0.09	1.50	0.60	2.02	1/2"	21/64"	0.50
DSU-3-*	3/16"	1/2"	1.27	1.00	0.12	1.59	0.63	2.11	9/16"	25/64"	0.50
DSU-4-*	1/4"	9/16"	1.32	1.03	0.19	1.69	0.70	2.27	5/8"	29/64"	0.40
DSU-5-*	5/16"	5/8"	1.42	1.12	0.25	1.81	0.73	2.39	11/16"	33/64"	0.43
DSU-6-*	3/8"	11/16"	1.46	1.16	0.28	1.88	0.76	2.46	3/4"	37/64"	0.44
DSU-8-*	1/2"	7/8"	1.67	1.25	0.41	2.00	0.86	2.80	15/16"	49/64"	0.50
DSU-10-*	5/8"	1"	1.69	1.28	0.50	2.07	0.86	2.87	11/16"	57/64"	0.50
DSU-12-*	3/4"	11/8"	1.87	1.47	0.63	2.31	0.86	3.11	13/16"	11/64"	0.66
DSU-16-*	1"	11/4"	2.28	1.78	0.80	2.81	1.04	3.79	15/8"	121/64"	0.75

\* Add Suffix "SS" for 316 Stainless Steel or "B" for Brass.

Dimensions are provided in inches and are for reference only, subject to change. Dimensions shown are with the nut in the