

- No tools required to couple and uncouple.
- Bi-directional flow design.
- Versatile options of both-end shutoff (DV), single-end shutoff (SV), and both end open (DF Series).

- DQ Series Quick Connector : 1 to 5 page
- DQM Series Miniature Quick Connector : 6 page
- DF Series Full Flow Quick Connector : 7 to 8 page
- DQPM PTFE Sealed Quick Connect : 9 to 14 page

DQ Series Quick Connectors



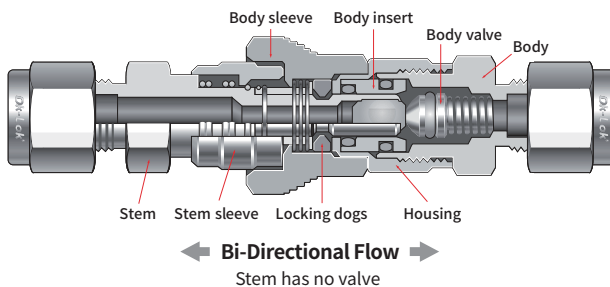
Features

- Bi-directional flow design.
- Simple to operate.
- SS316 construction with standard FKM O-ring.
- Brass construction with standard NBR O-ring.
- No tools required to couple and uncouple.
- Compact and light-weight design.

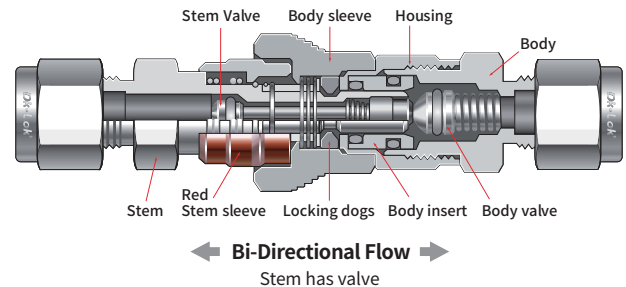
Operation

- Coupling
 1. Align the stem with the body in the identical Series.
 2. Push the stem into the body until it clicks.
- Uncoupling
 1. Pull the body sleeve toward stem.
 2. Remove stem from body.
- Do not couple or uncouple at pressures exceeding 250 psig (17.2 bar).

SV: Single valve coupled



DV: Double valve coupled



Materials of Construction

Component	Material	
	SS316	Brass
Body, Housing Body valve Body insert Body sleeve	SS316/ ASTM A276	JIS H3250 C3604
Locking dogs	Xylan™-coated SS316 powered	
Stem Stem sleeve Stem valve	SS316 / ASTM A276	JIS H3250 C3604
O-rings	FKM	NBR
Springs	SS302/ASTM A313	
Lubricants	Silicon and TFE based	

Wetted parts indicated in blue.

Pressure-Temperature Ratings

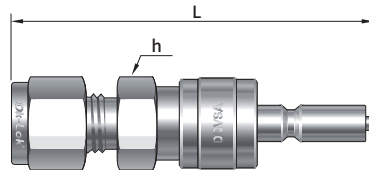
DQ Stem and Body	SS316 FKM O-rings			Brass NBR O-rings		
	DQA	DQB	DQC	DQA	DQB	DQC
	psi (bar) @ °F (°C)					
Coupled	3000 (206) @ 70 (21)	1500 (103) @ 70 (21)	750 (51.6) @ 70 (21)	2000 (137) @ 70 (21)	1000 (68.9) @ 70 (21)	500 (34.4) @ 70 (21)
	250 (17.2) @ 400 (204)			250 (17.2) @ 250 (121)		
Uncoupled	250 (17.2) @ 70 (21)					
When coupling and uncoupling	250 (17.2) @ 70 (21)					

Spillage and Air Inclusion

- Spillage is the volume of system fluid that escapes while a quick connector is uncoupled.
- Air inclusion is the volume of air trapped that comes in while a quick connector is coupled.

DQ Series	Spillage	Air Inclusion
DQ A	0.3	0.3
DQ B	1.0	1.0
DQ C	3.0	3.0

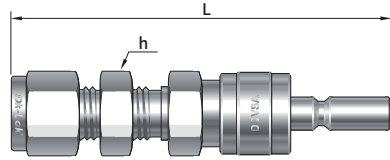
Ordering Information and Dimensions Stems



DV : Stem has a valve
SV : Stem has no valve

Series	End Connection	Basic Ordering Number		Cv			L mm (in.)		h Hex. in.
		SV	DV	SV	DV	Full Flow	SV	DV	
DQA	1/8 in. DK-Lok	DQSA-D-2T-	DQVSA-D-2T-	0.08	0.08	0.08	58.9 (2.32)	70.4 (2.77)	5/8
	1/4 in. DK-Lok	DQSA-D-4T-	DQVSA-D-4T-	0.3	0.2	0.4	59.9 (2.36)	61.5 (2.42)	5/8
	6 mm DK-Lok	DQSA-D-6M-	DQVSA-D-6M-	0.3	0.2	0.4	59.9 (2.36)	61.5 (2.42)	5/8
	1/8 in. Male NPT	DQSA-M-2N-	DQVSA-M-2N-	0.3	0.2	0.4	52.6 (2.07)	54.1 (2.13)	5/8
	1/4 in. Male NPT	DQSA-M-4N-	DQVSA-M-4N-	0.3	0.2	0.4	56.4 (2.22)	57.9 (2.28)	5/8
	1/8 in. Female NPT	DQSA-F-2N-	DQVSA-F-2N-	0.3	0.2	0.4	51.1 (2.01)	52.6 (2.07)	5/8
	1/4 in. Female NPT	DQSA-F-4N-	DQVSA-F-4N-	0.3	0.2	0.4	57.4 (2.26)	58.9 (2.32)	3/4
DQB	3/8 in. DK-Lok	DQSB-D-6T-	DQVSB-D-6T-	1.0	0.5	1.5	64.0 (2.52)	67.1 (2.64)	3/4
	10 mm DK-Lok	DQSB-D-10M-	DQVSB-D-10M-	1.0	0.5	1.5	67.3 (2.65)	70.4 (2.77)	3/4
	1/4 in. Male NPT	DQSB-M-4N-	DQVSB-M-4N-	0.9	0.5	1.5	58.9 (2.32)	61.9 (2.44)	3/4
	3/8 in. Male NPT	DQSB-M-6N-	DQVSB-M-6N-	0.8	0.5	1.6	59.7 (2.35)	62.7 (2.47)	3/4
	1/4 in. Female NPT	DQSB-F-4N-	DQVSB-F-4N-	0.9	0.5	1.5	59.7 (2.35)	62.7 (2.47)	3/4
	3/8 in. Female NPT	DQSB-F-6N-	DQVSB-F-6N-	0.8	0.5	1.6	59.7 (2.35)	62.7 (2.47)	7/8
DQC	1/2 in. DK-Lok	DQSC-D-8T-	DQVSC-D-8T-	2.4	1.5	3.3	75.2 (2.96)	80.3 (3.16)	15/16
	12 mm DK-Lok	DQSC-D-12M-	DQVSC-D-12M-	2.4	1.5	3.3	75.2 (2.96)	60.3 (3.16)	15/16
	1/2 in. Male NPT	DQSC-M-8N-	DQVSC-M-8N-	2.0	1.3	3.1	72.1 (2.84)	77.2 (3.04)	15/16
	1/2 in. Female NPT	DQSC-F-8N-	DQVSC-F-8N-	2.0	1.3	3.1	71.6 (2.82)	76.7 (3.02)	11/16

Stems-Bulkhead



DV : Stem has a valve
SV : Stem has no valve

Series	End Connection	Basic Ordering Number		Panel Thickness Max. mm (in.)	Panel Hole Dia. Min. mm (in.)	L mm (in.)		h Hex. in.
		SV	DV			SV	DV	
DQA	1/4 in. DK-Lok	DQSA-BH-D-4T-	DQVSA-BH-D-4T-	6.4 (0.25)	11.9 (15/32)	69.6 (2.74)	71.1 (2.80)	5/8
	6 mm DK-Lok	DQSA-BH-D-6M-	DQVSA-BH-D-6M-	6.4 (0.25)	11.5 (29.64)	69.6 (2.74)	71.1 (2.80)	16 mm
DQB	3/8 in. DK-Lok	DQSB-BH-D-6T-	DQVSB-BH-D-6T-	6.9 (0.27)	15.1 (19/32)	74.2 (2.92)	76.0 (3.07)	3/4
	10 mm DK-Lok	DQSB-BH-D-10M-	DQVSB-BH-D-10M-	6.9 (0.27)	16.7 (21/32)	77.7 (3.06)	78.7 (3.10)	22 mm
DQC	1/2 in. DK-Lok	DQSC-BH-D-8T-	DQVSC-BH-D-8T-	6.6 (0.26)	19.8 (25/32)	87.1 (3.43)	92.2 (3.63)	15/16
	12 mm DK-Lok	DQSC-BH-D-12M-	DQVSC-BH-D-12M-	6.6 (0.26)	19.4 (49/64)	87.1 (3.43)	92.2 (3.63)	24 mm

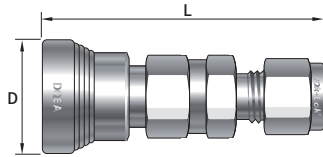
Insertion depth and Overall length

To have an overall length in coupled position, subtract the insertion depth from the combination length of the stem and the body.

Insertion Depth

DQ Series	Depth mm (in.)	
	SV	DV
DQA	27.7 (1.09)	29.2 (1.15)
DQB	30.0 (1.18)	33.0 (1.30)
DQC	37.6 (1.48)	42.7 (1.68)

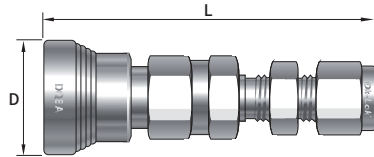
Bodies



Series	End Connection	Basic Ordering Number	L mm (in.)	D mm (in.)
DQA	1/8 in. DK-Lok	DQBA-D-2T-	57.4 (2.26)	23.1 (0.91)
	1/4 in. DK-Lok	DQBA-D-4T-	56.4 (2.30)	23.1 (0.91)
	6 mm DK-Lok	DQBA-D-6M-	58.4 (2.30)	23.1 (0.91)
	1/8 in. Male NPT	DQBA-M-2N-	51.1 (2.01)	23.1 (0.91)
	1/4 in. Male NPT	DQBA-M-4N-	54.9 (2.16)	23.1 (0.91)
	1/4 in. Male ISO	DQBA-M-4R-	54.9 (2.16)	23.1 (0.91)
	1/8 in. Female NPT	DQBA-F-2N-	54.9 (2.16)	23.1 (0.91)
	1/4 in. Female NPT	DQBA-F-4N-	61.5 (2.42)	23.1 (0.91)
	1/4 in. Female ISO	DQBA-F-4R-	61.5 (2.42)	23.1 (0.91)
DQB	3/8 in. DK-Lok	DQBB-D-6T-	65.5 (2.58)	26.2 (1.03)
	10 mm DK-Lok	DQBB-D-10M-	68.1 (2.68)	26.2 (1.03)
	1/4 in. Male NPT	DQBB-M-4N-	60.5 (2.38)	26.2 (1.03)
	3/8 in. Male NPT	DQBB-M-6N-	60.5 (2.38)	26.2 (1.03)
	3/8 in. Male ISO	DQBB-M-6R-	60.5 (2.38)	26.2 (1.03)
	1/4 in. Female NPT	DQBB-F-4N-	64.5 (2.54)	26.2 (1.03)
	3/8 in. Female NPT	DQBB-F-6N-	65.3 (2.57)	26.2 (1.03)
	3/8 in. Female ISO	DQBB-F-6R-	65.3 (2.57)	26.2 (1.03)
	DQC	1/2 in. DK-Lok	DQBC-D-8T-	78.5 (3.09)
12 mm DK-Lok		DQBC-D-12M-	78.5 (3.09)	30.7 (1.21)
1/2 in. Male NPT		DQBC-M-8N-	75.4 (2.97)	30.7 (1.21)
1/2 in. Male ISO		DQBC-M-8R-	75.4 (2.97)	30.7 (1.21)
1/2 in. Female NPT		DQBC-F-8N-	81.8 (3.22)	30.7 (1.21)
1/2 in. Female ISO		DQBC-F-8R-	81.8 (3.22)	30.7 (1.21)

IDK-LOK® Quick Connectors

Bodies-Bulkhead



Series	End Connection	Basic Ordering Number	Panel Thickness Max.	Panel Hole Dia. Min.	L	D
			mm (in.)			
DQA	1/4 in. DK-Lok	DQBA-BH-D-4T-	6.4 (0.25)	11.9 (15/32)	67.8 (2.67)	23.1 (0.91)
	6 mm DK-Lok	DQBA-BH-D-6M-	6.4 (0.25)	11.9 (15/32)	67.8 (2.67)	23.1 (0.91)
DQB	3/8 in. DK-Lok	DQBB-BH-D-6T-	6.9 (0.27)	15.1 (19/32)	75.7 (2.98)	26.2 (1.03)
	10 mm DK-Lok	DQBB-BH-D-10M-	6.9 (0.27)	16.7 (21/32)	75.9 (2.99)	26.2 (1.03)
DQC	1/2 in. DK-Lok	DQBC-BH-D-8T-	6.6 (0.26)	19.8 (25/32)	90.4 (3.56)	30.7 (1.21)
	12 mm DK-Lok	DQBC-BH-D-12M-	6.6 (0.26)	19.4 (49/64)	90.4 (3.56)	30.7 (1.21)

How to Order

Add "SA" for SS316 or "BA" for Brass as a suffix to the Basic Ordering Number.

Examples : DQSA-D-4T-SA, DQBA-D-4T-BA.

O-ring Designators

<p>Nil : Standard FKM for SS316 quick connector Nil : Standard NBR for Brass quick connector FKM : VT NBR : BN FFKM : KZ EPDM : EP</p>	<p>How to Order an Optional O-ring Connector Insert O-ring designator to the basic ordering number. Examples: DQVSA-D-2T-KZ-SA, DQVSA-D-2T-EP-BA</p>
---	---


How to Order a Full Flow DQ Series Connector

A full flow DQ series consists of a SV stem and a full flow body.

To order a full flow body, select an applicable Basic Ordering Number, add "FF" and a material designator.

Examples : DQBA-D-4T-FF-SA, DQBB-D-6T-FF-SA.

Options



DQ Protectors

Body and Stem Protector are available to protect body and stem from damage and contamination while they are uncoupled.

Field Assembly Protector Ordering Number

Stem Protector	Body Protector
DQSA-CP-	DQBA-PG-
DQSB-CP-	DQBB-PG-
DQSC-CP-	DQBC-PG-

To complete ordering number, add a material designator "SA" for SS316, "BA" for Brass as a suffix to the protector ordering number.

Examples : DQSA-CP-SA, DQBA-PG-BA

Note : Stem Protector is applicable to both SV stem and DV stem.

Pressure Retaining Protectors

DQ Protectors are not pressure retaining devices.

To order the pressure retaining protector, add "P" as a suffix to the protector ordering number.

Examples : DQSA-CP-P, DQBA-PG-P.

Materials of Construction

Protector: Stainless steel or Brass

Lanyard: Stainless steel

Lanyard clamp: Stainless steel

How to order FACTORY ASSEMBLED PROTECTOR on to DQ stem and body.

Select an applicable STEM or BODY ordering number, and insert "CP" or "PG" in the ordering number.

Examples : DQVSC-D-12M-CP-SA, DQBC-D-12M-PG-SA.

DQ color coded “Keyed” quick connectors



Features

- DQ Keyed quick connectors prevent intermixing of different keys mechanically as well as allow visual identification by color coding.
- Eight (8) different keys on each DQ series are available with its own Key number.
- DQ keys are useful to control multi-fluid or multi-pressure systems.

Operation

- Select stem and body keyed in the same DQ series.
- Coupling : Align stem with body. Push stem into body until it clicks.
- Uncoupling : Pull body sleeve toward stem. Remove stem.

DQ Key Ordering Numbers and Sleeve Outside Diameter

Key Number	Key Color	DQA				DQB				DQC			
		Body Sleeve		Stem Sleeve		Body Sleeve		Stem Sleeve		Body Sleeve		Stem Sleeve	
		mm	inch	mm	inch	mm	inch	mm	inch	mm	inch	mm	inch
K1	Black	24.5	0.96	20.9	0.82	28.7	1.13	25.1	0.99	32.0	1.26	27.9	1.10
K2	Orange	25.0	0.99	21.6	0.85	29.5	1.16	25.8	1.02	32.8	1.29	28.9	1.14
K3	Green	26.0	1.02	22.4	0.88	30.2	1.19	26.6	1.05	33.6	1.32	29.7	1.17
K4	Yellow	26.8	1.05	23.2	0.91	31.0	1.22	27.4	1.08	34.3	1.35	30.4	1.20
K5	Blue	27.5	1.08	23.9	0.94	31.5	1.24	28.1	1.11	35.1	1.38	31.2	1.23
K6	White	28.3	1.11	24.7	0.97	32.5	1.28	28.9	1.14	35.8	1.41	32.0	1.26
K7	Purple	29.1	1.14	25.4	1.00	33.3	1.31	29.7	1.17	36.6	1.44	32.7	1.29
K8	Brown	29.8	1.17	26.2	1.03	34.0	1.34	30.4	1.20	37.4	1.47	33.5	1.32
Standard DQ Body Sleeve Dia.		23.1	0.91			26.2	1.03			30.7	1.21		

How to Order

Add the Key number as a suffix to the DQ series Ordering Number.
 Examples : DQSB-D-6T-K1-SA.