



## SERIES DFM | DIGITAL FLOW METER



### BENEFITS/FEATURES

- Quick (<20 ms) response time
- Multi-parameter functionality
- Multi-gas functionality
- Capable of storing up to 90 gases and 20 custom gas mixes
- Simple field configuration
- Modifiable outputs
- High, low or in-range alarms with preset action delay for mass flow, temperature and pressure

### APPLICATIONS

- Gas flow measurement
- Operating pumps and valves
- Process equipment
- Scientific and analytical
- Bioreactors and surface depositions
- Gas sampling
- General manufacturing

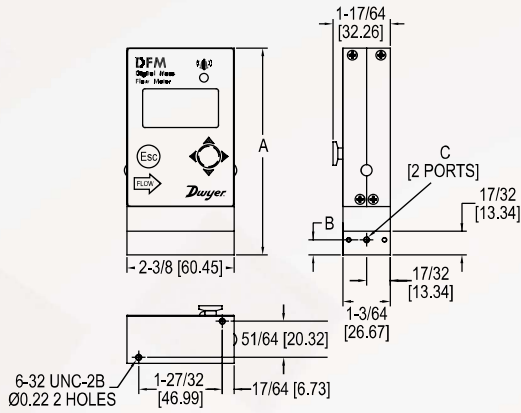
### DESCRIPTION

The **Series DFM Digital Flow Meter** is the industry leader in the measurement of mass and volumetric flow rates of process gases. Using the OLED/joystick interface, the flowmeter can measure up to 30 different gases. Simultaneous displays of mass flow, volumetric flow, pressure and temperature parameters promote applications in a variety of industries.

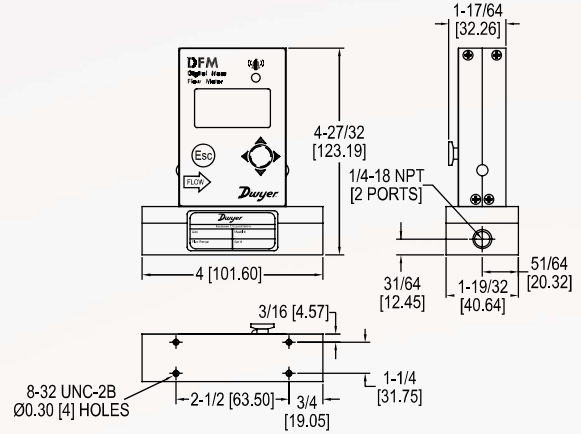
### SPECIFICATIONS

<b>Service</b>	Clean, non-corrosive gases compatible with wetted parts.
<b>Wetted Materials</b>	316 SS, 416 SS, high temperature polyamide, alumina ceramic, epoxy, silicone, glass, gold. FKM O-rings.
<b>Accuracy</b>	±(0.5% of reading + 0.2% FS).
<b>Repeatability</b>	±0.15% FS.
<b>Response Time</b>	10 ms.
<b>Output</b>	0-5 VDC, 0-10 VDC and 4-20 mA.
<b>Relay Rating</b>	Programmable solid state relay.
<b>Max. Particulate Size</b>	20 microns.
<b>Temperature Limits</b>	14 to 140°F (-10 to 60°C).
<b>Power Supply</b>	9-26 VDC.
<b>Process Connections</b>	1/8" compression fitting for flow rates ≤ 10 L/min; 1/4" for ≤ 50 L/min; 3/8" for ≤ 100 L/min.
<b>Display</b>	2 x 16 character OLED (model selectable).
<b>Pressure Limits</b>	120 psig (8.27 bar).
<b>Leak Integrity</b>	1 x 10 <sup>-9</sup> sccs of helium.
<b>Weight</b>	DFM-01/50: 0.85 lb (0.4 kg); DFM-51/56: 1.15 lb (0.52 kg).
<b>Agency Approvals</b>	CE.

## DIMENSIONS



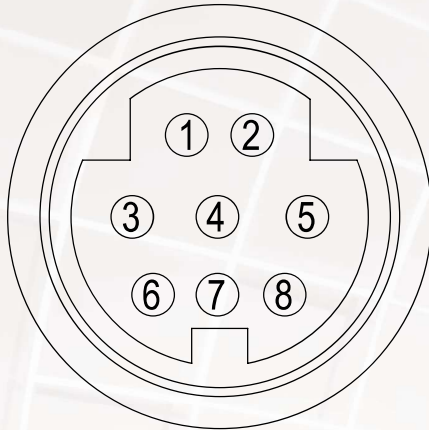
Ranges 0.5 mL/min-20L/min (DFM-01/50)



Ranges 21 L/min-100 L/min (DFM-51/56)

Range	A	B	C
0.5 mL/min-50 mL/min	4-13/32 [111.76]	4-37/64 [116.33]	10-32 UNF-2B
51 mL/min-20 L/min	4-37/64 [116.33]	4-13/32 [111.76]	1/8-27 NPT

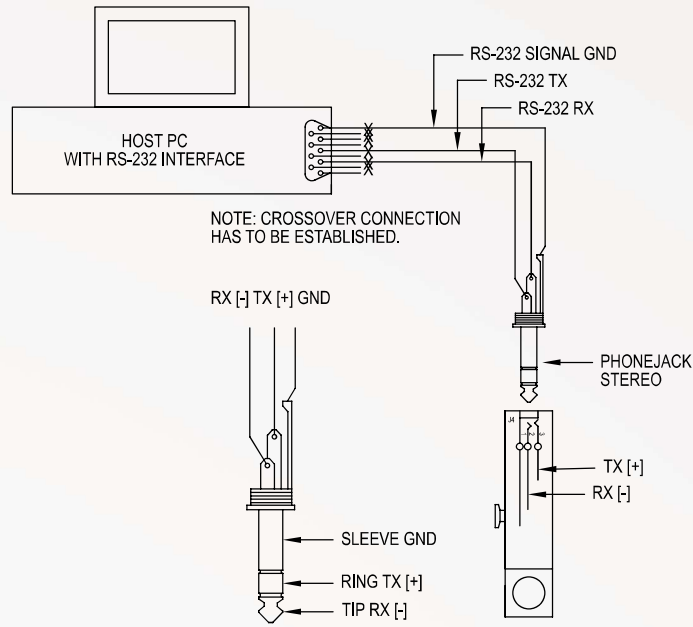
## WIRING DIAGRAM



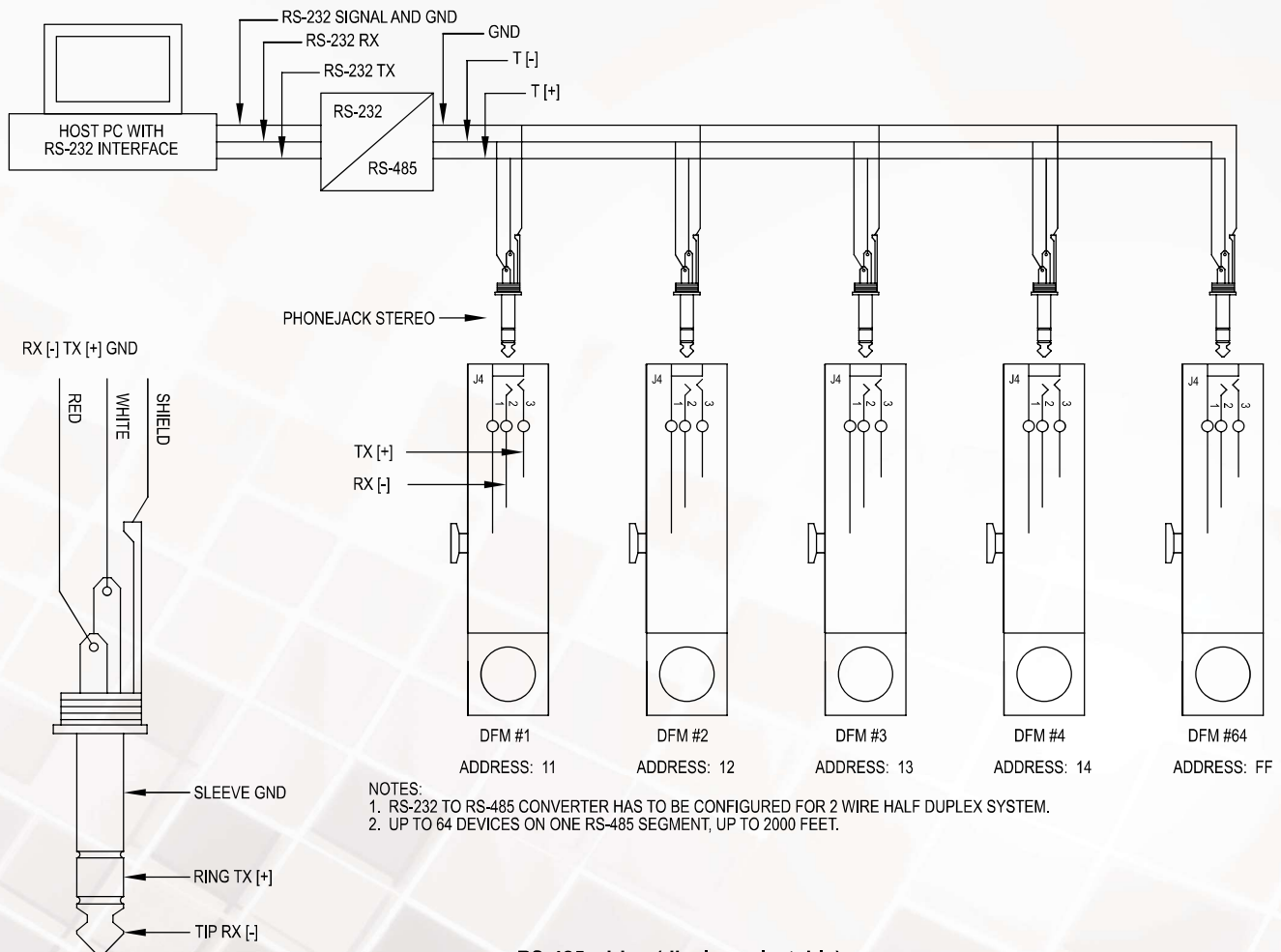
DIN connector wiring

PIN	Function	Note
1	Solid state SPST relay NO (normally open) contact #1	Do not exceed SSR maximum voltage 48 AC peak/DC and maximum load current 400 mA.
2	Solid state SPST relay NO (normally open) contact #2	
3	RS-232 RX/RS-485 (-) communication interface input	Also accessible via audio jack connector (see figures 2 and 25 in IOM).
4	Analog (0-5 VDC, 0-10 VDC, 4-20 mA) input/output reference (-)	Common (return) for pin 6 (0-5 VDC or 0-10 VDC or 4-20 mA).
5	RS-232 TX / RS-485(+) communication interface input	Also accessible via audio jack connector (see figures 2 and 25 in IOM).
6	Analog (0-5 VDC, 0-10 VDC or 4-20 mA) output (+)	Output. Do not apply external voltage or any current source. Be sure to observe recommended load impedance.
7	Power supply, positive (+)	Power input 9-26 VDC.
8	Power supply, common (-) RS-232 signal ground	Power input and RS-232 communication common.

**WIRING DIAGRAM**



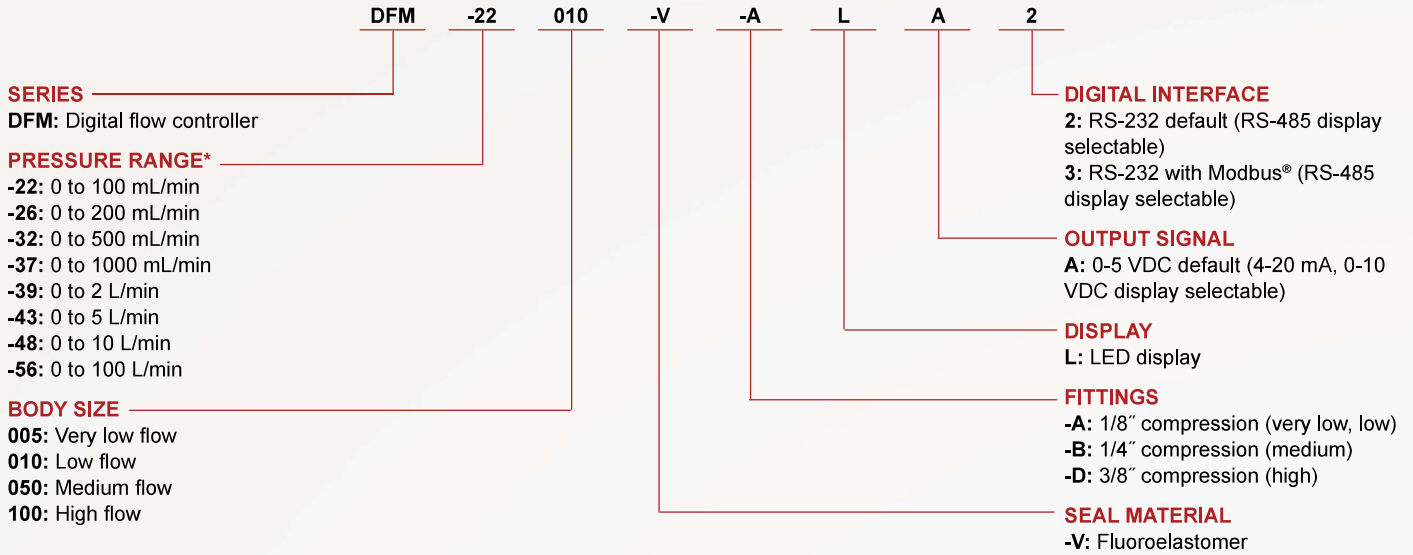
**RS-232 wiring (default)**



**RS-485 wiring (display selectable)**

## HOW TO ORDER

Use the **bold** characters from the chart below to construct a product code.



\*Consult factory for ranges up from 0-0.5 mL/min to 0-100 L/min.

## ACCESSORIES

Model	Description
<b>GFM-110P</b>	110 V power supply
<b>GFM-220PE</b>	220 V power supply
<p><b>Note:</b> 1.5 ft RS-232 interface 3-wire 9-pin D connector included. For RS-485 contact factory for A-DFM-CBL-A485DP            3 ft RS-485 3.5 mm stereo-audio connection with stripped ends available for purchase.</p>	

Modbus® is a registered trademark of Schneider Automation, Inc.



©Copyright 2021 Dwyer Instruments, Inc.  
 Printed in U.S.A. 5/21

DS-DFM Rev. 1

Important Notice: Dwyer Instruments, Inc. reserves the right to make changes to the latest version of the relevant information to verify, before placing any orders, that the information being relied upon is current.