



ALKALINITY KIT, TOTAL
DIRECT READING TITRATOR, 0-200 ppm
CODE 4491-DR-01

QUANTITY	CONTENTS	CODE
50	BCG-MR Indicator Tablets	T-2311-H
60 mL	*Alkalinity Titration Reagent B	*4493DR-H
1	Test Tube, 5-10-15 mL, w/cap	0778
1	Direct Reading Titrator, 0-200 Range	0382
1	Alkalinity Endpoint Color Chart	4491-CC

*WARNING: Reagents marked with an * are considered to be potential health hazards. To view or print a Material Safety Data Sheet (MSDS) for these reagents go to www.lamotte.com. To obtain a printed copy, contact LaMotte by e-mail, phone or fax.







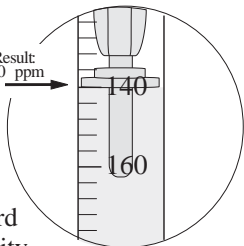
To order individual reagents or test kit components, use the specified code number.

This test set provides total alkalinity readings only.

Read LaMotte Direct Reading Titrator Manual before proceeding. The Titrator is calibrated in terms of total alkalinity expressed as parts per million (ppm) Calcium Carbonate (CaCO₃). Each minor division on the Titrator scale equals 4 ppm CaCO₃.

WARNING! This set contains chemicals that may be harmful if misused. Read cautions on individual containers carefully. Not to be used by children except under adult supervision

PROCEDURE

<p>1.</p> <p>Fill the titration tube (0778) to the 5 mL line with the sample water.</p> 	<p>2.</p> <p>Add one BCG-MR Indicator Tablet (T-2311).</p> 	<p>3.</p>  <p>Cap and swirl to mix until tablet dissolves. Solution will turn blue-green.</p>
<p>4.</p> <p>Fill Direct Reading Titrator (0382) with *Alkalinity Titration Reagent B (4493).</p> 	<p>5.</p> <p>Insert the Titrator into the center hole of the test tube cap.</p> 	<p>6.</p> <p>While gently swirling the tube, slowly press the plunger to titrate until the solution color changes from blue-green to purple. Consult Alkalinity Endpoint Color Chart (4491-CC).</p> 
<p>7.</p> <p>Read the test result directly from the scale where the large ring on the Titrator meets the Titrator barrel. Record as ppm Total Alkalinity in ppm Calcium Carbonate (CaCO₃).</p>  <p>NOTE :</p> <p>If the plunger tip reaches the bottom line on the scale (200 ppm) before the endpoint color change occurs, refill the Titrator and continue the titration.</p> <p>When recording the test result, be sure to include the value of the original amount of reagent dispensed (200 ppm).</p> <p>NOTE: To convert the results to degrees of carbonate hardness dKH:</p> $\text{ppm CaCO}_3 \times 0.056 = \text{dKH CaCO}_3$		