




Designed for OEM



- ▶ Compact
- ▶ One-Piece Probe/Body Construction
- ▶ Quick Install & Connect
- ▶ Order Sized to Your Spec

These Warrick fitting are designed for OEM use. They are shipped ready for quick installation. Integrated probes eliminate pre-assembly tasks, and avoid potential vibration-induced loosening when installed with power tools. Choose from single- or multi-electrode probe series. Gems supplies these series with probes pre-cut to lengths you specify.

Series	3J	3H	3L
			
Probe Quantity	1, 2 or 3	1	1
Mounting Size	1" NPT	3/8" NPT or 5/8" NF/NFE	1/8" NPT
Materials			
Body	Case iron or red brass	316 stainless steel	316 stainless steel
Terminal Housing	Diecast aluminum, epoxy coated (optional)	—	—
Probe	316 stainless steel	316 stainless steel	316 stainless steel
Insulation	Teflon®	Teflon®	Teflon®
Probe Diameter	3/16"	1/4"	3/16"
Pressure/Temperature	0 psig @ 500°F	250 psig @ 406°F	150 psig @ 365°F
Approvals	—	U.L. File #MP2489, Vol. 1 Sec. 1; CSA	U.L. File #MP2489
Use the Bold characters from the chart below to construct a product code.	<p>Series 3J</p> <p>Number of Probes: 1 – One 2 – Two 3 – Three</p> <p>Body Material¹: B – Cast Iron C – Red Brass</p> <p>Housing: 0 – None 1 – Optional Housing</p> <p>Length of Probes²: A – All probes 10-1/4" C – For lengths less than 10-1/4" indicate length as inches in decimal form</p>	<p>Series 3H</p> <p>Thread: 1 – 3/8" – 18 NPT 2 – 5/8" – 18 UNF 3 – 5/8" – 24 UNF</p> <p>Sleeve¹: B – Teflon® 3/4" Long</p> <p>Length (Feet)²: 1 – One 2 – Two 3 – Three</p>	<p>Series 3L</p> <p>Connection Size: 1 – 1/8" NPT</p> <p>Insulator Length: D – Teflon® 1-1/4"</p> <p>Length in Inches^{1, 2}: 02 – Two 06 – Six 10 – Ten 03 – Three 07 – Seven 11 – Eleven 04 – Four 08 – Eight 12 – Twelve 05 – Five 09 – Nine</p>
Notes	<ol style="list-style-type: none"> Probes are stainless steel. 10-1/4" maximum 	<ol style="list-style-type: none"> Longer Teflon® sleeves are available. Contact factory or your representative Custom probe and insulation lengths are available. Contact your representative. 	<ol style="list-style-type: none"> 12" maximum Indicate fractional inches in decimal form (01.75 = 1-3/4")

WARRICK CONDUCTIVITY SENSORS

Top Mounting Fixtures – General Purpose




Series	3F	3G																									
																											
Mounting Connection	Flange — 4.5" to 7.5" Dia.	NPT, Flange, Bracket (Plate)																									
Probe Quantity	1 thru 7	1 thru 7																									
Description	Designed for general purpose service, Series 3F flanged, pressure-tight fittings can handle up to 7 probes. They mate with standard pipe flanges coupled to the top of the vessel. Available in a variety of materials.	Series 3G fittings are designed for general purpose use, and are made of PVC to withstand corrosive conditions. The flanged assemblies are sized to accommodate up to 7 probes and to mate with standard flanges on the tops of vessels.																									
Materials																											
Terminal Housing	Die-cast aluminum, epoxy coated	Polycarbonate																									
Body	Forged steel, red brass, 316 S.S., 1018 C.S, PVC	PVC																									
Probe Insulation	Teflon®	Teflon®																									
Pressure/Temperature	125 psig @ 323°F (cast iron) 225 psig @ 150°F (brass) 230 psig @ 100°F (316 S.S.) 275 psig @ 100°F (1018 C.S.) PVC – not rated	0 psig @ 150°F (PVC)																									
Approvals	CSA	—																									
Dimensions	<table border="1"> <thead> <tr> <th>No. of Probes</th> <th>Nominal Pipe Flange Size</th> <th>Diameter of Flange</th> <th>Conduit Boss Thread Size</th> <th>Terminal Housing Size (W" x D" x H")</th> </tr> </thead> <tbody> <tr> <td>1</td> <td>1</td> <td>4-1/2"</td> <td>1/2" NPT</td> <td>2-1/4 x 2-1/4 x 2-1/4</td> </tr> <tr> <td>2-3</td> <td>2</td> <td>6"</td> <td>1/2" NPT</td> <td>3-1/4 x 3-1/4 x 2-3/8</td> </tr> <tr> <td>4</td> <td>2-1/2</td> <td>7"</td> <td>1/2" NPT</td> <td>3-1/4 x 3-1/4 x 2-3/8</td> </tr> <tr> <td>5-7</td> <td>3</td> <td>7-1/2"</td> <td>3/4" NPT</td> <td>4 x 4 x 2-1/2</td> </tr> </tbody> </table>	No. of Probes	Nominal Pipe Flange Size	Diameter of Flange	Conduit Boss Thread Size	Terminal Housing Size (W" x D" x H")	1	1	4-1/2"	1/2" NPT	2-1/4 x 2-1/4 x 2-1/4	2-3	2	6"	1/2" NPT	3-1/4 x 3-1/4 x 2-3/8	4	2-1/2	7"	1/2" NPT	3-1/4 x 3-1/4 x 2-3/8	5-7	3	7-1/2"	3/4" NPT	4 x 4 x 2-1/2	
No. of Probes	Nominal Pipe Flange Size	Diameter of Flange	Conduit Boss Thread Size	Terminal Housing Size (W" x D" x H")																							
1	1	4-1/2"	1/2" NPT	2-1/4 x 2-1/4 x 2-1/4																							
2-3	2	6"	1/2" NPT	3-1/4 x 3-1/4 x 2-3/8																							
4	2-1/2	7"	1/2" NPT	3-1/4 x 3-1/4 x 2-3/8																							
5-7	3	7-1/2"	3/4" NPT	4 x 4 x 2-1/2																							
How to Order	<p>Use the Bold characters from the chart at right to construct a product code.</p> <p>Electrode Probes are ordered separately.</p> <p>Series 3F X X</p> <p>Number of Probes 1 thru 7</p> <p>Body Material A – Forged Steel (Raised Face) B – Red Brass (Flat Face) C – 316 S.S. (Raised Face) D – 1018 C.S. (Raised Face) E – PVC (Flat Face)</p>	<p>Series 3G X X X</p> <p>Number of Probes 1 thru 7</p> <p>Base Size and Style A – 2" Flange (6" O.D.)³ E – 2" NPT³ B – 3" Flange (7-1/2" O.D.) H – 3" NPT C – 3-1/4" x 6" x 3/4" PVC Plate</p> <p>Probe Type 1 – 316 S.S. Inserts for Use with 1/4" Rod Extensions⁴ 2 – Tapered Probe Assembly⁵ 3 – Wire-Suspended Probes⁶</p>																									
Compatible Electrode Probes (order separately)	3R, 3W ¹ , 3Y ²	3R, 3T, 3W ¹ , 3Y ²																									

Notes:

- Requires 3Z1B Adapter and 3Z1A Wire.
- Requires 3Z1B Adapter.
- Maximum 4 probes.
- Order 3R rods separately. See page E-21.
- Order 3T rods separately. See page E-21.
- Order 3W/3Y probes separately. See page E-22.

Custom options available. Consult factory.

WARRICK CONDUCTIVITY SENSORS

3E		3N		3B	
					
1" to 3" NPT		#10 Machine Screws from Underside		3/8" - 18NPT, 5/8" - 18UNF, 5/8" - 24UNEF	
1 thru 7		1 thru 3		1	
Series 3E fittings are cast metal, pressure-tight assemblies capable of handling 1-7 probes. Attachment to vessels is accomplished with external pipe threading. 3E Fittings require the use of 3R rigid or 3W wire suspended electrodes.		Series 3N fittings accommodate 1-3 probes operating at atmospheric pressure. The assembly mounts on a flat surface atop open tanks or closed vessels. 3N Fittings require the use of 3R rigid or 3W wire suspended electrodes.		Series 3B fittings are compact pressure tight assemblies that hold a single electrode probe for use in water and chemicals. These fittings incorporate a 1/4-20 female thread that must be combined with a Series 3R (rigid rod electrode) or Series 3W/3Y (wire suspended electrode) to make a complete assembly.	
Die-cast aluminum, epoxy coated		Die-cast aluminum, epoxy coated		—	
Cast iron, red brass, 316 stainless steel		PVC, red brass, 316 stainless steel		316 stainless steel	
Teflon®		Teflon®		Teflon®	
125 psig @ 353°F (cast iron) 250 psig @ 406°F (brass, 316 S.S.)		0 psig @ 150°F (PVC) 0 psig @ 500°F (brass, 316 S.S.)		250 psig @ 406°F 500 psig @ 75°F	
U.L. File #MP2489, Vol. 1 Sec. 1; CSA		CSA File #LR11644		U.L. File #MP2489, Vol. 1 Sec. 1; CSA	
No. of Probes	Attachment to Vessel	Conduit Boss Thread Size	Terminal Housing Size (W" x D" x H")		
3E	1	1" NPT	1/2" NPT	2-1/4 x 2-1/4 x 2-1/4	
	2-3	2" NPT	1/2" NPT	3-1/4 x 3-1/4 x 2-3/8	
	4	2-1/2" NPT	1/2" NPT	3-1/4 x 3-1/4 x 2-3/8	
	5-7	3" NPT	3/4" NPT	4 x 4 x 2-1/2	
3N	1-3	2-1/4" square flat pad, 1-1/2" dia. hole in top of vessel secured with #10 machine screws at the corners of a 1-1/2" square	1/2" NPT	2-1/4 x 2-1/4 x 2-1/4	
<p>Series 3E</p> <p>Number of Probes 1 thru 7</p> <p>Body Material</p> <p>A – Cast Iron</p> <p>B – Red Brass</p> <p>C – 316 Stainless Steel</p>		<p>Series 3N</p> <p>Number of Probes 1 thru 3</p> <p>Body Material</p> <p>A – PVC</p> <p>B – Red Brass</p> <p>C – 316 Stainless Steel</p>		<p>Series 3B</p> <p>Thread</p> <p>1 – 3/8" - 18 NPT</p> <p>2 – 5/8" - 18 UNF</p> <p>3 – 5/8" - 24 UNEF</p> <p>Metal Parts</p> <p>B – 316 Stainless Steel</p>	
3R, 3W ¹		3R, 3W ¹		3R solid rod (up to 4') 3W ¹ or 3Y ² (greater than 4')	

Custom options available. Consult factory.