



SALT WATER pH KIT

OCTA-SLIDE 2, pH 7.7-8.4

CODE 2159-02

QUANTITY	CONTENTS	CODE
2x 30 mL	Cresol Red Indicator	2212-G
2	Test Tubes, 2.5-5-10 mL, plastic, w/caps	0106
1	Salt Water pH Octa-Slide 2 Bar, 7.7-8.4	2165-02
1	Octa-Slide 2 Viewer	1101

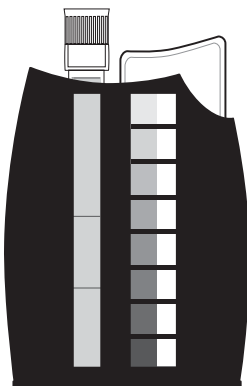
*WARNING: Reagents marked with an * are considered to be potential health hazards. To view or print a Safety Data Sheet (SDS) for these reagents go to www.lamotte.com. Search for the four digit reagent code number listed on the reagent label, in the contents list or in the test procedures. Omit any letter that follows or precedes the four digit code number. For example, if the code is 4450WT-H, search 4450. To obtain a printed copy, contact LaMotte by email, phone or fax.

Emergency information for all LaMotte reagents is available from Chem-Tel:
(US, 1-800-255-3924)
(International, call collect, 813-248-0585).

To order individual reagents or test kit components, use the specified code number.

Warning! This set contains chemicals that may be harmful if misused. Read cautions on individual containers carefully. Not to be used by children except under adult supervision.


USE OF THE OCTA-SLIDE 2 VIEWER



The Octa-Slide 2 Viewer should be held so non-direct light enters through the back of the Viewer. Insert the Octa-Slide 2 Bar into the Viewer. Insert the reacted sample into the top of the Viewer. Match the color of the reaction to the color standards.

PROCEDURE

1



Insert Salt Water pH Octa-Slide 2 Bar (2165-02) into the Octa-Slide 2 Viewer (1101)

2



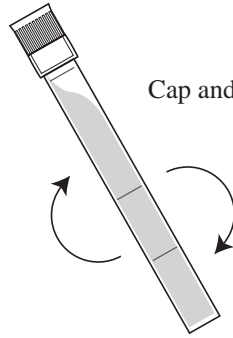
Fill a test tube (0106) to the 10 mL line with sample water.

3




Add 10 drops of Cresol Red Indicator (2212)

4



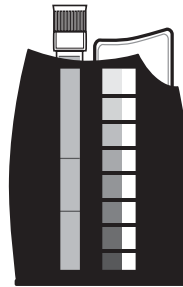
Cap and mix.

5



Insert test tube into Octa-Slide 2 Viewer (1101).

6



Match sample color to a color standard. Record as pH.