



ACCURACY

Standard Accuracy Version (-10 to 50° C)

- 0 to 20% of Range: \pm (0.02% of Full Scale*)
- 20% to 110% of Range: \pm (0.1% of Reading)
- Vacuum: \pm (0.25% of Full Scale**)

Includes all effects of linearity, hysteresis, repeatability, temperature, and stability for one year.

All models indicate vacuum, but vacuum specification applies to 15 psi, 30 psi, 100 psi, and 300 psi models only.

Not recommended for continuous use below -14.5 psi.
Refer to [XP2i-DP data sheet](#) for gauges that are intended for continuous high vacuum use.

*Full Scale is 100% of the range

**Full Scale = -14.5 psig

-S5 Accuracy Option (-10 to 50° C)

- Vacuum to 110% of Range: \pm (0.05% of Full Scale*)

-S2 Accuracy Option

- Vacuum to 110% of Range: \pm (0.02% of Full Scale*) 15 to 25° C
- \pm (0.05% of Full Scale*) -10 to 15° C, 25 to 50° C, typical

OPERATING TEMPERATURE

Temperature Range: **-10 to 50° C (14 to 122° F)**

Non-condensing. No change in accuracy over operating temperature range. Gauge must be zeroed to achieve rated specification.

DISPLAY

Screen: **5.5 digits**

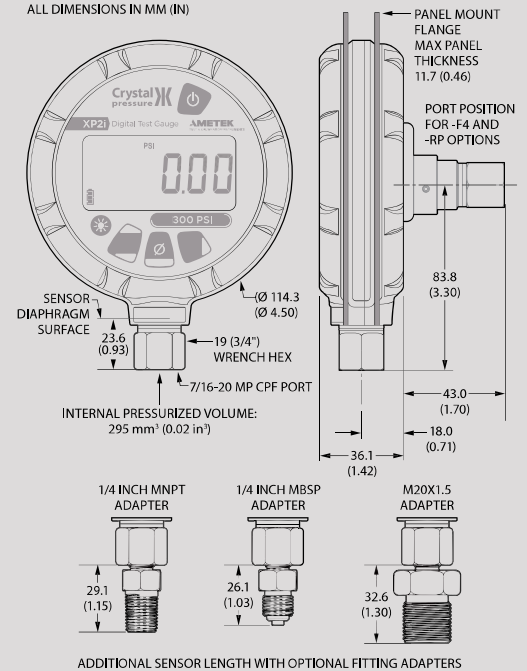
Single Line Display: **16.9 mm (0.67") high**

Dual Line Display: **Main Display: 13.9 mm (0.55")**
Secondary Display: 5.3 mm (0.21")

Display Rate: **4 readings/second (standard)**
8 readings/second (PSV mode)

XP2i Pressure Gauge psi

U.S. PATENT D612277
ALL DIMENSIONS IN MM (IN)



POWER

The XP2i is Intrinsically Safe only if powered by one of the following battery types.

ATEX/IECEx:	Approved Battery Type	Ta=	Marking
	Rayovac Max Plus 815	-20 to 50° C	Ex ia IIC T4 Ga
	Energizer E91		
	Energizer EN91	-20 to 50° C	Ex ia IIC T3 Ga
	Duracell MN1500		

CSA:	Approved Battery Type	Ta=	Marking
	Rayovac Max Plus 815	-20 to 45° C	Class I, Division 1, A, B, C, D T4
	Energizer E91	-20 to 50° C	Class I, Division 1, A, B, C, D T3C
	Energizer EN91		
	Rayovac Max Plus 815		

3 x AA: **1500 hours, typical**

Ultra Low Power: **> 1 year, typical****

Uses 3 alkaline AA (LR6) batteries. Use of backlight and/or RS232 reduces operating time.

Optional AC power supply available.

**20 minute recording interval or greater in LTS mode.

For hazardous location product warnings, refer to the operation manual.

DATA/COMMUNICATION

Digital Interface: **RS232, DB-9F**

For hazardous location product warnings, refer to the operation manual.

DATALOGGING

Capacity: **32 000 data points**

Storage Type: **Non-volatile flash memory**

Minimum Interval: **1 second**

Maximum Interval: **18 hours**

Min. Event Duration: **250 mS*****

DataLoggerXP Firmware Update may be purchased at time of order, or an Upgrade Package may be purchased afterward.

Software available for download from our website. Produces csv files, or uses Excel template files (samples included) to automatically format and graph data.

*** Logging Type - Average with Peaks.

CERTIFICATIONS



II 1G Ex ia IIC T4/T3 Ga
FTZU 12 ATEX 0048X



Ex ia IIC T4/T3 Ga
IECEx FTZU 12.0009X



Exia Intrinsically Safe and Non-incendive for Hazardous Locations: Class I, Division 1, Groups A, B, C and D, Temperature Code T4 or T3C. For hazardous location product warnings, refer to the operation manual.



XP2i complies with the Electromagnetic Compatibility and the Pressure Equipment Directives.



XP2i complies with the Australian Radiocommunications (Electromagnetic Compatibility) Standard 2008.



XP2i is approved for use as a portable test instrument for Marine use and complies with Det Norsjke Veritas' Rules for Classification of Ships, High Speed & Light Craft and Offshore Standards.

ENCLOSURE

Weight: 562 g (19.8 oz)	<i>Weight includes batteries.</i>
Rating: IP66 and IP67	<i>Submersible to 1 m for 30 minutes [IEC 60529].</i>
Housing: Diecast aluminum	<i>Nickel plating over low copper, marine grade aluminum.</i>
Keypad and Labels: UV Resistant Polyester	<i>LCD protected from impact damage by 1.5 mm (0.06") thick polycarbonate lens under polyester window.</i>
	<i>Skydrol® compatible.</i>
	<i>For hazardous location product warnings, refer to the operation manual.</i>

SENSOR

Wetted Materials: (WRENCH TIGHT) 316 stainless steel	<i>All welded, with a permanently filled diaphragm seal.</i>
(FINGER TIGHT) 316 stainless steel and Viton® (internal o-ring)	<i>Metal to metal cone seal; O-ring can be removed if necessary.</i>
Diaphragm Seal Fluid: Silicone Oil	<i>Optional connection on back.</i>
Connection: Crystal CPF* Female	<i>1/4" male NPT adapter included unless BSP, M20, or 1SKPSI is specified.</i>
	<i>1/4" medium pressure tube system compatible with HiP LM4 and LF4 Series, Autoclave Engr SF250CX Male and Female Series.</i>
	<i>*U.S. Patent No. 8,794,677</i>

STORAGE TEMPERATURE

Temperature Range: -40 to 75° C (-40 to 167° F)	<i>Batteries should be removed if stored for more than one month.</i>
--	---

SPECIAL FEATURES

The following requires the use of our free **ConfigXP** software

- User Defined Unit: **Allows the user to define and display any pressure units not included, or to use the gauge to display force, level, or other pressure related parameters. Reduce or increase displayed resolution.**
- PSV Mode: **Intended for pressure safety valve / burst disk testing. 8 readings per second. Captures point at which valve opens, as well as reseal pressure.**
- Averaging: **Smooths unsteady readings (1 to 10 samples).**
- Remove: **Unwanted pressure units from Units button.**
- Disable: **Peak pressure button.**
- Limit or Disable: **Zero button.**
- Password Protect: **Changes to configuration or calibration factor(s).**
- Save: **Configuration to a file.**
- Copy: **Configuration can be copied to other gauges.**

STANDARD DELIVERY

- XP2i Gauge
- Online Manual
- ISO 17025 Accredited Calibration Certificate, NIST Traceable
- Velcro Strap (except the -RP and -F4 options)
- 3 x AA Batteries
- DB9 Cover
- CPF Connection Fitting (ranges 10 000 psi and lower)

ACCESSORIES

- Protective Boot** P/N 3696
- Magnetic Hanging Strap** P/N 5203
- AC Adapter Kit** P/N 2984
- USB B to RS232 DB9M Cable** P/N 3313
- Waterproof Carrying Case** P/N 2888

COMPLEMENTARY PRODUCTS

Crystal Engineering offers a wide range of products that work with the XP2i:

- [Discounted three year calibration program](#)
- [Fittings that connect without tools, safely and without leaks](#)
- [Lightweight, super flexible high pressure hoses](#)
- [Pneumatic hand pumps](#)
- [Hydraulic hand pumps](#)
- [Portable pressure comparators](#)
- [Software, for the quickest way to calibrate pressure transmitters and gauges](#)

Autoclave Engineers Fluid Components is a division of Snap-tite, Inc.
HiP is High Pressure Equipment Company.
Viton is a registered trademark of DuPont Performance Elastomers.

RANGE & RESOLUTION TABLE

P/N	Range (psi)	Over-pressure	Display Resolution									
			psi	in H ₂ O	in Hg	mm Hg	mm H ₂ O	kg/cm ²	bar	mbar	kPa	MPa
15PSI	15	6.5 x	0.001	0.01	0.001	0.01	1	0.0001	0.0001	0.1	0.01	0.00001
30PSI	30	3.0 x	0.001	0.01	0.001	0.1	1	0.0001	0.0001	0.1	0.01	0.00001
100PSI	100	2.0 x	0.01	0.1	0.01	0.1	1	0.0001	0.0001	0.1	0.01	0.00001
300PSI	300	2.0 x	0.01	0.1	0.01	1		0.001	0.001	1	0.1	0.0001
500PSI	500	2.0 x	0.01	1	0.1	1		0.001	0.001	1	0.1	0.0001
1KPSI	1000	2.0 x	0.1		0.1			0.001	0.001		0.1	0.0001
2KPSI	2000	2.0 x	0.1		0.1			0.01	0.01		1	0.001
3KPSI	3000	1.5 x	0.1		0.1			0.01	0.01		1	0.001
5KPSI	5000	1.5 x	0.1		1			0.01	0.01		1	0.001
10KPSI	10000	1.5 x	1					0.01	0.01		1	0.001
15KPSI	15000	1.3 x	1					0.01	0.01		1	0.001

CPF Adapter Fitting is not included.

ORDERING INFORMATION

P/N	Model	Dual Display	Accuracy	Adapter Type	Connection Location	Data logging
	XP2I					
	Standard:	No... (omit)	0.1% of reading... (omit)	NPT..... (omit)	Bottom.... (omit)	No..... (omit)
	Optional:	Yes...-DD	0.02% of FS.....-S2	G 1/4 B....-BSP	Back.....-RP	Yes.....-DL
			0.05% of FS.....-S5	M20x1.5...-M20	Panel Mount...-F4	

SAMPLE PART NUMBERS

- 30PSIXP2I..... 300 psi standard gauge, with a 1/4" NPT pressure fitting.
- 5KPSIXP2I-S2-BSP-DL..... 5000 psi gauge with 0.02% of FS accuracy, a 1/4" BSP pressure fitting, and Data logging.
- 10KPSIXP2I-DD-GWX-W..... 10 000 psi Dual Display gauge with a System G pump system and a waterproof carrying case.

Ordering a Pump System Only

Any pump system, carrying case, and connection fittings for an XP2i pressure gauge may be ordered separately from the gauge. Enter XP2I-NONE followed by the Pump System part number and the Carrying Case option code.

SAMPLE PART NUMBER

- XP2I-NONE-BHX-W..... System B pump system with a waterproof carrying case.

Pump System*	Carrying Case~
No Pump.... (omit)	
System A....-AXX	Aluminum... (omit)
System A....-AHX	Waterproof.....-W
System B....-BXX	
System B....-BHX	
System C....-CXX	
System C....-CHX	
System D....-DOX	
System D....-DWX	
System E....-EOX	
System F....-FOV	
System F....-FWV	
System G....-GOX	
System G....-GWX	
System H....-HOX	
















~ The Waterproof Case is an option for Systems A, B, and C only.
 * The Waterproof Case is the only option for Systems G and H.

AMETEK offers a variety of solutions for pressure generation and measurement. Our line of products for pressure generation includes everything from small pneumatic hand pumps to a precision, hydraulic pressure comparator capable of generating up to 15 000 psi / 1000 bar / 100 MPa.

All of our pumps may be ordered as part of a Pump System, complete with an XP2i and delivered in a sturdy carrying case with custom insert.

* Refer to the following page for a more detailed description of each pump system.

PUMP SYSTEMS OVERVIEW

Pump System	Part Number	Pressure Range	Pneumatic	Hydraulic	Hand Pump	Bench Top	Included Pump	Case Options	
								Aluminum	Waterproof (Pelican Case)
System A	AXX	0 to 30psi /2 bar	■		■		 T-960-CPF	■	■
	AHX	0 to 580 psi /40 bar	■		■		 T-970-CPF	■	■
System B	BXX	-25 inHg to 30 psi /-0.85 to 2 bar	■		■		 T-965-CPF	■	■
	BHX	-27 inHg to 580 psi /-0.91 to 40 bar	■		■		 T-975-CPF	■	■
System C	CXX	0 to 3000 psi /200 bar		■ (Oil)	■		 T-620-CPF	■	■
	CHX	0 to 5000 psi /350 bar		■ (Oil)	■		 T-620H-CPF	■	■
System D	DOX	0 to 5000 psi /350 bar		■ (Oil)		■	 P-018-CPF	■	
	DWX	0 to 5000 psi /350 bar		■ (Water)		■	 P-014-CPF	■	
System E	EOX	0 to 10 000 psi /700 bar		■ (Oil)		■	 T-1-CPF	■	
System F	FOV	0 to 15 000 psi /1000 bar		■ (Oil)		■	 GaugeCalHP	■	■
	FWV	0 to 15 000 psi /1000 bar		■ (Water)		■	 T-975-CPF	■	■
System G	GOX	0 to 15 000 psi /1000 bar		■ (Oil)		■	 T-620H-CPF		■
	GWX	0 to 15 000 psi /1000 bar		■ (Water)		■	 T-975-CPF		■
System H	HOX	-27 inHg to 580 psi /-0.91 to 40 bar	■		■		 T-975-CPF		■
		0 to 5000 psi /350 bar		■ (Oil)	■		 T-620H-CPF		■