

CURRENT MEASUREMENT PROBES

MN SERIES AC CURRENT PROBES

MN SERIES

Compact sized probes ideal for measuring low currents and leakage currents

Standard millivolt or milli-amp outputs are compatible with multimeters, data loggers and oscilloscopes



MN103



MN185

SPECIFICATIONS

MODELS	MN103	MN106	MN114	MN185
ELECTRICAL				
Nominal Range	10, 100Aac	150Aac	10Aac	120Aac
Measurement Range	1mA to 10Aac 1A to 100Aac	2 to 150Aac	1mA to 10Aac	50mA to 120Aac
Transformation Ratio	Voltage output	1000:1	Voltage output	1000:1
Output Signal	1mV/mA, 1mV/A (10VAC @ 10A, 100mVAC @ 100A)	1mA/A (150mAac @ 150A)	100mV/A (1VAC @ 10A)	1mA/A (120mAac @ 120A)
Phase Shift	–	2 to 120A, 50 to 60Hz: ≤10°	10A to 100A, 45 to 65Hz: 8°	1 to 100A, 50 to 60Hz: ≤3.5°
Overload	–	170A continuous	20A continuous	170A continuous
Frequency Range	45 to 500Hz	45Hz to 1kHz	30Hz to 5kHz	30Hz to 10kHz
Load Impedance	≥100 kΩ	≤5Ω non-inductive	≥100kΩ	≤5Ω non-inductive
Working/Common Mode Voltage	250VAC/250VAC			250VAC/30VAC
Output Termination	5 ft (1.5m) lead with 4mm safety banana plugs			Two 4mm banana jacks
MECHANICAL				
Jaw Opening	0.78" (20mm)			
Maximum Conductor Size	0.47"Ø max (12mm)			
Dimensions	1.26 x 4.53 x 0.87" (32 x 115 x 22mm)			
Weight	5.6 oz (160g)			
Material	Polycarbonate UL 94			
ENVIRONMENTAL				
Operating Temperature	14° to 122°F (-10° to 50°C)		-13° to 122°F (-25° to 50°C)	
Storage Temperature	-40° to 176°F (-40° to 80°C)			
SAFETY				
Safety Rating	3kV 50/60Hz dielectric for 1min. Probes MN 103/106/114 and 185 are not CE marked			

FEATURES






- Measurement range of 1mA to 150Aac
- Jaw opening of 0.78"
- Accommodates conductors up to 0.47" in diameter
- Ergonomic design and easy operation
- Compact size accommodates hard to reach locations
- Low phase shift for power measurements
- Available with mV or mA output signals
- Constructed with UL94V0 flame retardant material
-

CATALOG NO.	DESCRIPTION
1031.02	AC Current Probe Model MN103 (10A, 1mV/mA & 100A, 1mV/A, Lead)
1031.17	AC Current Probe Model MN106 (150A, 1mA/A, Lead)
2110.71	AC Current Probe Model MN114 (10A, 100mV/A, Lead)
100.185	AC Current Probe Model MN185 (100A, 1mA/A, Jack)



CURRENT MEASUREMENT PROBES

GENERAL PURPOSE PROBES SELECTION CHART

Series	Model	Ratio	Measurement Range		Output Signal		Phase Shift**	Maximum Conductor Size		Output Connection	Catalog No.
			AC	DC	Current	Voltage		Ø Cable	Bus Bar		
	MN01	1000:1	2 to 150A	–	1mA/A*	–	N/A	0.39" (10mm)	N/A	Leads	2129.17
	MN02	1000:1	50mA to 100A 50mA to 90A	–		–	N/A	0.39" (10mm)	N/A	Leads	2129.20
	MN03	–	2 to 100A	–	–	1mV/A	N/A	0.39" (10mm)	N/A	Leads	2129.18
	MN05	–	5mA to 10A 1 to 100A	–	–	1mV/A 1mV/A	N/A	0.39" (10mm)	N/A	Leads	2129.19
	MN09	–	1 to 150A	–	–	100mVdc/Aac	N/A	0.39" (10mm)	N/A	Leads	2129.21
	MN103	–	1mA to 10A 1 to 100A	–	–	1mV/A 1mV/A	N/A	0.47" (12mm)	N/A	Leads	1031.02
	MN114	–	1mA to 10A	–	–	100mV/A	<8°	0.47" (12mm)	N/A	Leads	2110.71
	MN185	1000:1	50mA to 120A	–	1mA/A	–	<3.5°	0.47" (12mm)	N/A	Jacks	100.185
	MN255	–	0.1 to 24A 0.1 to 240A	–	–	100mV/A 10mV/A	<2.5°	0.78" (19.8mm)	N/A	Leads	2115.81
	MN291	–	0.5 to 240A	–	–	100mVdc/Aac	N/A	0.78" (19.8mm)	N/A	Leads	2115.84
	MN307	–	10mA to 12A	–	–	100mV/A	<2.5°	0.78" (19.8mm)	N/A	Leads	2116.23
	MN312	1000:1	0.1 to 200A	–	1mA/A*	–	<2.5°	0.78" (19.8mm)	N/A	Jacks	2116.24
	MN352	–	0.1 to 150A	–	–	10mV/A	<2.5°	0.78" (19.8mm)	N/A	Jacks	2116.26
	MN353	–		–	–	10mV/A	<2.5°	0.78" (19.8mm)	N/A	Leads	2116.27
	MN375	–	0.1 to 10A	–	–	100mV/A	<1.5°	0.78" (19.8mm)	N/A	Leads	2115.41
	MN379	–	5mA to 6A 0.1 to 120A	–	–	200mV/A 10mV/A		0.78" (19.8mm)	N/A	Leads	2153.01
	SL206	–	10mA to 1.5A 50mA to 60A	10mA to 2A 50mA to 80A	–	1mV/mAac/dc 10mV/Aac/dc	<1°	0.46" (11.8mm)	N/A	Leads	1201.45
	MD301	1000:1	2 to 500A	–	–	1mVdc/Aac	N/A	1.18" (30mm) 2 x 500kc-mil	2.48 x 0.20" (63 x 5mm)	Leads	1201.07

*Output Protection for open secondary

**Phase shift indicated at maximum rating





Note: Models MN103, MN106, MN114 & MN185 are not CE compliant. MN200 & MN300 series are UL approved except MN379.

Consult factory for NIST Calibration price.



CURRENT MEASUREMENT PROBES

GENERAL PURPOSE PROBES SELECTION CHART

SERIES	MODEL	RATIO	MEASUREMENT RANGE		OUTPUT SIGNAL		PHASE SHIFT**	MAXIMUM CONDUCTOR SIZE		OUTPUT CONNECTION	CATALOG NO.
			AC	DC	CURRENT	VOLTAGE		Ø CABLE	BUS BAR		
	MR415	-	0.5 to 400A	0.5 to 600A	-	1mV/A	≤1.5°	1.18" (30mm)	2 bus bar 1.24 x 0.39" (31.5 x 10mm)	5 ft (1.5m) Lead	1200.80
	MR416	-	0.5 to 40A 0.5 to 400A	0.5 to 60A 0.5 to 600A	-	10mV/A 1mV/A	≤2.2° ≤1.5°	1.53" (39mm)	2 bus bar 1.95 x 0.19" (50 x 5mm)	5 ft (1.5m) Lead	1200.81
	MR526	-	0.5 to 100A 0.5 to 1000A	0.5 to 150A 0.5 to 1400A	-	10mV/A 1mV/A	≤2° ≤1.5°	1.53" (39mm)	2 bus bar 1.95 x 0.19" (50 x 5mm)	5 ft (1.5m) Lead	1200.83
	SR601	1000:1	0.1 to 1200A	-	1mA/A*	-	<0.5°	2.05" (52mm)	1.95 x 0.19" (50 x 5mm)	Jacks	2113.43
	SR604	1000:1	0.1 to 1200A	-	1mA/A*	-	<0.5°	2.05" (52mm)	1.95 x 0.19" (50 x 5mm)	Leads	2113.44
	SR651	-	0.1 to 1200A	-	-	1mV/A	<0.5°	2.05" (52mm)	1.95 x 0.19" (50 x 5mm)	Jacks	2113.45
	SR701	1000:1	1mA to 1000A	-	1mA/A*	-	<0.7°	2.05" (52mm)	1.95 x 0.19" (50 x 5mm)	Jacks	2116.29
	SR704	1000:1	1mA to 1000A	-	1mA/A*	-	<0.7°	2.05" (52mm)	1.95 x 0.19" (50 x 5mm)	Leads	2116.30
	SR752	-	0.1 to 1000A	-	-	1mV/A	<0.7°	2.05" (52mm)	1.95 x 0.19" (50 x 5mm)	Leads	2116.32
	SR759	-	1mA to 1A 10mA to 10A 0.1 to 100A 1 to 1000A	-	-	1000mV/A 100mV/A 10mV/A 1mV/A	<1°	2.05" (52mm)	1.95 x 0.19" (50 x 5mm)	Leads	2116.33
	K100	-	0.1mA to 3A	0.05mA to ±4A	-	1mV/mA	N/A	0.18" (4.5 mm)	N/A	Plugs	1200.67
	K110	-	0.1mA to 300mA	0.05mA to ±450mA	-	10mV/mA	N/A		N/A	Plugs	2111.73
	LM102	1000:1	50mA to 200A	-	1mA/A*	-	<3°	0.63" (16 mm)	N/A	Leads	2153.04
	LM103	-	0.1 to 200A	-	-	1mV/A	<3°		N/A	Leads	2153.05

*Output Protection for open secondary

**Phase shift indicated at maximum rating

Note: All SR probes listed on this chart are UL approved, however not all SR series probes are UL approved; please consult factory. Consult factory for NIST Calibration price.



OUTPUT TERMINATIONS

Lead with BNC

Insulated 6.5 ft (2m) coaxial cable with insulated BNC connector rated 600Vrms



dk

Two standard safety banana jacks (4mm)



Leads

Double/reinforced 5 ft (1.5m) leads with 4mm safety banana plug







Shrouded Banana Plugs

Two 4mm safety banana plugs; standard 3/4" (19mm) spacing










AMPFLEX® AND MINIFLEX® PROBES - SELECTION CHARTS

SERIES	MODEL	RATIO	MEASUREMENT RANGE	OUTPUT SIGNAL	MAXIMUM CONDUCTOR SIZE	CATALOG NO.
	MF 300-10-2-10-HF	–	30A / 300A	100mV/A, 10mV/A	2.95" (70mm)	2126.84
	MA114	–	3A / 30A / 300A / 3000A	1mV/mA, 100mV/A 10mV/A, 1mV/A	4" (101mm)	2153.41
	300-24-2-10	–	30A / 300A	100mV/A, 10mV/A	7.48" (190mm)	2112.88
	1000-24-1-1	–	1000A	1mV/A	7.48" (190mm)	2112.39
	1000-24-2-1	–	100A / 1000A	10mV/A, 1mV/A	7.48" (190mm)	2112.98
	1000-36-2-1	–	100A / 1000A	10mV/A, 1mV/A	11" (290mm)	2113.00
	3000-24-1-1	–	3000A	1mV/A	7.48" (190mm)	2112.46
	3000-36-1-1	–			11" (290mm)	2112.48
	3000-24-2-1	–	300A / 3000A	10mV/A, 1mV/A	7.48" (190mm)	2113.05
	6000-36-2-0.1	–	600A / 6000A	1mV/A, 0.1mV/A	11" (290mm)	2113.21
	30000-24-2-0.1	–	3000A / 30,000A		7.48" (190mm)	2113.33
	24-3001	–	300A / 3000Aac	10mV/A, 1mV/A	7.48" (190mm)	2120.81

Consult factory for NIST Calibration price

OSCILLOSCOPE & BNC TERMINATED PROBES

MODEL	MEASUREMENT RANGE		OUTPUT SIGNAL VOLTAGE	PHASE SHIFT*	MAXIMUM CONDUCTOR SIZE		OUTPUT CONNECTION
	AC	DC			Ø CABLE	BUS BAR	
 SL261	100mA to 10A 1 to 100A		100mV/A 10mV/A	<1.5°	0.46" (11.8mm)	N/A	6.5 ft (2m) Lead w/BNC
 MN261	0.1 to 24A 0.5 to 240A			<2.5°	0.78" (19.8mm)		
 SR661	0.1 to 12A 0.1 to 120A 1 to 1200A	–	100mV/A 10mV/A 1mV/A	<1°	2.05" (52mm)	1.96 x 0.19" (50 x 5mm)	
 MN251T MN379T	0.5 to 240A		1mV/A	<2.5°	0.78" (20mm)	0.78" (20mm)	10 ft (3m) Lead w/BNC
	0.005 to 6A		200mV/A	<4°			
	0.1 to 120A		10mV/A	<2.2°			
 MH60	0.5 to 100A	0.5 to 100A	10mV/A	<1°	1.02" (26mm)	N/A	6.6 ft (2m) Lead w/BNC
 MR417	0.5 to 40A 0.5 to 400A	0.5 to 60A 0.5 to 600A	10mV/A 1mV/A	≤2.2° ≤1.5°	1.18" (30mm)	2 bus bar 1.24 x 0.39" (31.5 x 10mm)	
	 MR527	0.5 to 100A 0.5 to 1000A		0.5 to 150A 0.5 to 1400A	≤2.2° ≤1.5°	1.53" (39mm)	

*Phase shift indicated at maximum rating. Note: All probes are rated 600V CAT III and CE compliant. Not all models are UL approved; please consult factory. Consult factory for NIST Calibration price.

